

# Deck the Room

by Dr. Jean  
Totally Reading  
#3





Deck the room with letters and sounds. ABCDEFG.



Listen up and look around. HIJKLMN.OP.



Get a book and you will see. QRSTUV.



Words and letters read with me. WXYZ.



A for the Alphabet

*/a/ /a/ /a/*



# B for Boys

*/b/ /b/ /b/*



# C for Cafeteria

*/c/ /c/ /c/*





**D** for Door

/d/ /d/ /d/



E for Exit

/e/ /e/ /e/



# F for Fun

/f/ /f/ /f/



# G for Girls

/g/ /g/ /g/



**H** for Hall

/h/ /h/ /h/



I for Inch

/i/ /i/ /i/



**J** for Jump rope  
*/j/ /j/ /j/*



# K for Kids

/k/ /k/ /k/





# L for Library

/l/ /l/ /l/



# M for Music

*/m/ /m/ /m/*



**N** for Note

/n/ /n/ /n/



# O for Office

*/o/ /o/ /o/*



**P** for P.E.  
*/p/ /p/ /p/*



Q for Quiet  
/q/ /q/ /q/



# R for Restroom

*/r/ /r/ /r/*



# S for Singing

*/s/ /s/ /s/*



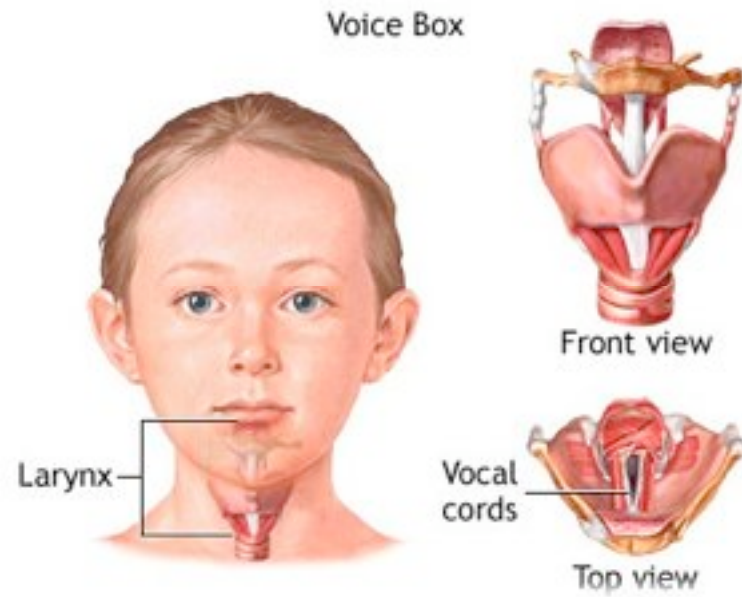


# T for Teacher

*/t/ /t/ /t/*



U for Understand  
/u/ /u/ /u/



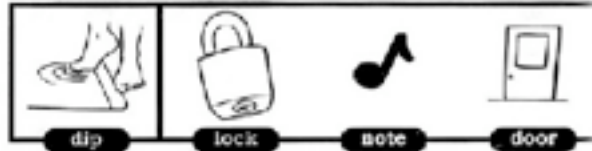
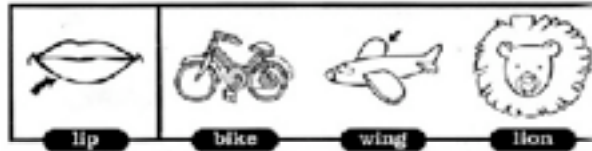

# V for Voices

/v/ /v/ /v/



### Activity 5 - Same Beginning Sound Words

Look at the picture on the left. Circle the picture on the right that begins with the same sound as the picture on the left.



Name: \_\_\_\_\_

Date: \_\_\_\_\_

Speech Language Pathologist

Practice Partner


# W for Worksheet

/w/ /w/ /w/



X “X” marks the spot

/x/ /x/ /x/



Y for Yellow

*/y/ /y/ /y/*



Z for the end of the alphabet

/z/ /z/ /z/